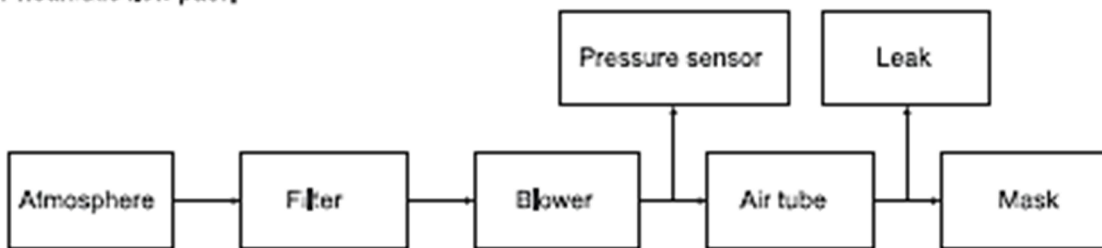


15.Specified of technology

Items	Specifies	
Power	Powered by adapter (Model: BJE1M-0080-N608) Input: 100-240VAC(±10%), 50/60Hz, 1.8Amax Output: 24V DC, 3.33A	
Environment conditions	Temperature	Operate: +5℃ ~ 35℃ (+41℉ ~ 95℉), (non-condensation) Transport: -20℃ ~ 70℃ (-4℉ ~ 158℉), Storage: -20℃ ~ 70℃ (-4℉ ~ 158℉),
	Humidity	Operate: relative humidity 15%~90%, (non-condensation) Transport: relative humidity 15%~90% Storage: relative humidity 15%~90%
	Atmospheric pressure range	700hPa ~ 1060hPa
	Altitude	≤3000m
Protection class	IP21, Class II	
Mode operation	Continuous operation	
Maximum single fault steady pressure	Device will shut down in the presence of a single fault if the steady state pressure exceeds: 40 cmH ₂ O	
Sound	Sound Pressure Level	Sound pressure level measured according to ISO 80601-2-70:2015 (CPAP mode) BreathCare PAP ≤35dB (A) .
	Sound Power Level	Sound power level measured according to ISO 80601-2-70:2015 (CPAP mode) BreathCare PAP ≤43dB (A) .
Physical properties	Dimensions (length*width*height)	285mm*155mm*125mm or 11.2" *6.1" *4.9"
	Weight	About 1500 g
	Air tube	Plastic hose, 1.8m
	Maximum volume of water tank	260±10mL
	Material of water tank	PC, Injection molded plastic, stainless steel and silicone seal
	Air outlet	22 mm (complies with ISO 5356-1:2015)















Humidifier performance	Humidification system output:≥10mg/L Relative humidity:≥50%			
Humidification system	Pressure drop	Flowrate (l/min)	Pressure drop (cmH2O)	
		30	0.18	
		60	1.02	
	90	2.34		
	Gas leakage at the maximum operating pressure	<1 l/min		
Pneumatic flow path:				
				
Displayed values	Value	Range	Accuracy	
	Tidal volume (VT)	50-1500 ml	±50ml or ±25% of reading whichever is greater	
	Leak volume	20-99.9 l/min	±2 l/min or ±20% of reading whichever is greater	
	Minute Volume(MV)	0-50 l/min	±20%	
	Respiratory Ratio(IE)	10%-70%	±20%	
	Respiratory Rate(BPM)	5-50 bpm	±2 bpm	
Pressure accuracy	Maximum static pressure variation at 10 cmH2O according to ISO80601-2-70:2015 ± (2% of the full scale reading+4% of the actual reading)			
	Maximum dynamic pressure variation according to ISO80601-2-70:2015 (CPAP mode)			
	Pressure(cmH2O)	10bpm	15bpm	20bpm
	4	0.6	0.9	1.1
	8	1.0	1.2	1.4
	12	1.2	1.4	1.6
	16	1.4	1.6	1.8
	20	1.6	2.0	2.3
	Maximum dynamic pressure variation according to ISO80601-2-70:2015 (S mode) ± (2% of the full scale reading+4% of the actual reading)			

Temperature	Maximum temperature of heater plate	55℃ (131 ℉) (±4℃)				
	Cut-out	110℃ (if it damage, return To manufacturer)				
	Maximum gas temperature	≤41℃				
Air filter	Material: Polyester non-woven fiber Average arrestance: ≥85% for ~ 2.5 micron dust					
IPAP (S,T,ST,VGPS)	4-20 cmH ₂ O (suit for YH-820) , ± (2% of the full scale reading+4% of the actual reading) 4-25 cmH ₂ O (suit for YH-825) , ± (2% of the full scale reading+4% of the actual reading) 4-30 cmH ₂ O (suit for YH-830) , ± (2% of the full scale reading+4% of the actual reading)					
EPAP (S,T,ST,VGPS)	4-20 cmH ₂ O (suit for YH-820) , ± (2% of the full scale reading+4% of the actual reading) 4-25 cmH ₂ O (suit for YH-825) , ± (2% of the full scale reading+4% of the actual reading) 4-30 cmH ₂ O (suit for YH-830) , ± (2% of the full scale reading+4% of the actual reading)					
Therapy setting (CPAP)	4-20 cmH ₂ O (suit for YH-820, YH-825, YH-830) , ± (2% of the full scale reading+4% of the actual reading)					
Mode	CPAP、S、ST、T、VGPS (suit for YH-820、YH-825、YH-830)					
BPM	5-50 bpm adjustable, step is 1 bpm					
Slope	1-5 level adjustable					
Trigger	1-5 level adjustable					
Cycle	1-5 level adjustable					
IE ratio	10-70% adjustable					
Ramp	0-45 min					
Tidal volume	50-1500 mL (only for VGPS mode)					
Maximum flow	150 LPM					
Output flow	The BreathCare PAP performance at set pressure is shown below:					
		Test pressures				
		4	8	12	16	20
	Measured pressure at the PATIENT-CONNECTION PORT (hPa)	3.6	7.0	10.9	14.8	18.7
	Average flow at the PATIENT-CONNECTION PORT (l/min)	67.9	93.7	93.5	101.5	102.7

Maximum limited pressure	The maximum limited pressure 30 cmH ₂ O under normal use 40 cmH ₂ O under single fault Condition	
Expected service life	Device (excluding accessories)	5 years
	Water tank	90 days

16. Symbols

► 16.1 The following symbols may appear on the product or packaging

Symbol	Meaning	Symbol	Meaning
	Follow instructions for use		Press to start /stop therapy
	Caution		temperature limitation for storage and transport
	Manufacturer		type BF applied part
	Date of manufacture		class II equipment
	serial number		maximum water level
Rx Only	prescription only		minimum water level
	Warning: hot surface		European Authorized Representative
	Environmental information (EU directive 2012/19/EE Waste Electrical and Electronic Equipment (WEEE))		
IP21	protected against finger sized objects and against dripping water on the surface of the device		

► 16.2 Disposal statement



Warning

please contact local authorities, your provider, or yuwell to determine the proper method of disposal of this device.